



# BABA BANDA BAHADUR PUBLIC SCHOOL

Jind Road, Rohtak, Haryana



## SUMMER VACATION HOLIDAY HOMEWORK



SESSION 2026-27

### SUMMER EXCELLENCE PROGRAMME

Theme:

*"No Screen Learning - Learn, Create, Explore & Grow"*

#### ★ STUDENT DETAILS ★







Name : \_\_\_\_\_

Class & Section : \_\_\_\_\_

Roll No. : \_\_\_\_\_




House : \_\_\_\_\_

#### ★ MY SUMMER VACATION GOALS ★



- I will follow a proper study routine. 
- I will reduce unnecessary mobile usage. 
- I will read daily. 
- I will help my parents at home. 
- I will stay healthy and active. 
- I will complete my work sincerely. 

#### ★ SUMMER EXCELLENCE ASSESSMENT ★

##### ASSESSMENT STRUCTURE

Assessment Area	Marks
 Written Work / Subject Practice	60 Marks
 Presentation / Activity / Project Work	20 Marks
 Parent Feedback & Student Discipline	20 Marks

**Total = 100 Marks**

-  Holiday Homework marks will be reflected in Term Assessments.
-  Focus will be given not only to written work but also to discipline, presentation, creativity, consistency and self-study habits.

#### ★ HOLIDAY SCORE ★

Marks Obtained : \_\_\_\_\_

Teacher's Remarks :

\_\_\_\_\_

\_\_\_\_\_

\_\_\_\_\_



*"Success is the result of discipline, consistency and hard work"*





**Holidays Homework (Class-VI)**

**Hindi**

हिंदी विषय हेतु अंक विभाजन

लिखित कार्य – 12 अंक

गतिविधि / प्रोजेक्ट / प्रस्तुतीकरण – 4 अंक

भाग – A

Written Practice Work (12 Marks)

निर्देश:

प्रत्येक कार्य 1 अंक का होगा।

सभी कार्य साफ-सुथरी लिखावट में हिंदी नोटबुक में करें।

चित्रों एवं रंगों का प्रयोग करें।

1. वर्ण एवं वर्णमाला

स्वर और व्यंजन की परिभाषा लिखकर हिंदी वर्णमाला लिखिए। (1 Mark)

2. भाषा, बोली और लिपि

भाषा, बोली और लिपि की परिभाषा उदाहरण सहित लिखिए। (1 Mark)

3. संज्ञा

संज्ञा की परिभाषा लिखकर उसके 10 उदाहरण लिखिए। (1 Mark)

4. सर्वनाम

सर्वनाम की परिभाषा लिखिए तथा 10 सर्वनाम शब्द लिखिए। (1 Mark)

5. पर्यायवाची शब्द

15 पर्यायवाची शब्द लिखिए। (1 Mark)

6. विलोम शब्द

15 विलोम शब्द लिखिए। (1 Mark)

7. मुहावरे

5 मुहावरों का अर्थ एवं वाक्य प्रयोग लिखिए। (1 Mark)

8. अनुच्छेद लेखन

“मेरा प्रिय खेल” विषय पर 100 शब्दों का अनुच्छेद लिखिए। (1 Mark)

9. पत्र लेखन

अपने मित्र को ग्रीष्मावकाश की योजना बताते हुए एक पत्र लिखिए। (1 Mark)

10. कविता लेखन

“पेड़-पौधों का महत्व” विषय पर 6-8 पंक्तियों की कविता लिखिए। (1 Mark)

11. पठन कार्य

प्रतिदिन हिंदी की कोई कहानी पढ़िए तथा अपनी पसंदीदा कहानी का सार लिखिए। (1 Mark)

12. सुंदर लेखन

प्रतिदिन एक पृष्ठ सुंदर लेख लिखिए तथा 5 दिनों का अभ्यास कार्य नोटबुक में दिखाइए। (1 Mark)

भाग – B

Presentation / Activity / Project Work (4 Marks)

गतिविधि कार्य

“मेरा भारत – मेरी पहचान”

चार्ट पेपर / A4 शीट पर भारत के किसी एक राज्य की संस्कृति, पहनावा, भोजन या त्योहार से संबंधित सुंदर प्रस्तुति तैयार करें।

कार्य में शामिल करें:

चित्र

सजावट

8-10 पंक्तियों का विवरण

रचनात्मक कार्य

(4 Marks)

महत्वपूर्ण निर्देश

गृहकार्य समय पर पूर्ण करें।

कार्य स्वयं करें।

साफ-सुथरी लिखावट का विशेष ध्यान रखें।

अवकाश के बाद गृहकार्य की जाँच की जाएगी।

English

Dear Students,

Summer vacation is a time to relax, enjoy, and learn new things. Complete the following activities neatly in your English notebook/project file. Make your work creative and colourful.

- \* Drink a Lot of water, lemonade or Fruit Juice ( Avoid soft drinks)
- \* Eat so much fruits, Salad and homemade food. ( Avoid junk food and fast food)
- \* Go for Walk with your parents\Grandparents .(Avoid playing in sunshine)

**Section A – Reading Skills**

1. Reading Activity

Read any one English storybook suitable for your age

Write:

- Name of the book
- Name of the author
- Main characters
- Moral of the story
- Your favourite part (in 5–6 lines)

### **Section B – Writing Skills**

#### 2. Paragraph Writing

Write any two paragraphs (80–100 words each) as per your Roll number:

1. My Favourite season (1-5)
2. Importance of Trees(6-10)
3. My role Model: My mother (11-15)
4. Cleanliness (16-21)

#### 4. Letter Writing

Write an informal letter to your friend describing your holiday activities.

### **Section C – Grammar**

#### 5. Noun Activity

Make a chart/project showing:

- Proper Noun
- Common Noun
- Collective Noun
- Abstract Noun

Paste pictures and write 5 examples of each.

#### 6. Sentence Activity

Write:

- 5 Declarative Sentences
- 5 Interrogative Sentences
- 5 Imperative Sentences
- 5 Exclamatory Sentences

#### 7. Vocabulary Work

Learn and write:

- 20 Opposite Words
- 20 Synonyms

- 20 New English Words with meanings

### Section D – Creative Work

#### 8. Poem Recitation

Learn any English poem of your choice for recitation after vacations.

#### 9. Poster Making

Make a colourful poster on:

“Save Environment”

or

“Clean India, Green India”

### Section E – Speaking Activity

#### 10. English Speaking Practice

Speak in English with family members for at least 10 minutes daily and learn correct pronunciation.

#### Instructions

- Complete all work neatly.
- Use proper handwriting.
- Decorate your work creatively.
- Submit the homework after summer vacation.

Happy Holidays & Happy Learning! 🎉🎉

### Maths

1. Do practice of Ch-1(Patterns in mathematics)

2. Ch-4(Data handling and presentation)

Ch-6(Perimeter and Area)

3. Make a chart showing different type of number sequence and their pictorial representation.

4. Collect data from your family member and your neighborhood e.g brother ,sister, uncle, aunty and their favorite food items e.g panner , paratha, dal makhani and then make a bar graph of this data.

5. Measure the following objects and their perimeter

- Study table
- Book
- Mobile phone
- Room

6. Cut 3 rectangular and 3 triangle pieces of different sizes from a old newspaper and paste your note book and then measure their perimeter.

7. Count number of fans , windows, doors and car, 1pets in your home. Represent data in table form and make a bar graph.

8. Read newspaper for 5 days and count cricket news ,football news ,hockey news, badminton news. Represent This data using tally marks

### 9.Worksheet

1. Mudhol Hounds (a type of breed of Indian dogs) are largely found in North Karnataka's Bagalkote and Vijayapura districts. The government took an initiative to protect this breed by providing support to those who adopted these dogs. Due to this initiative, the number of these dogs increased. The number of Mudhol dogs in six villages of Karnataka are as follows

Village A. 18, Village B 36, Village C 12, Village D-48, Village E 18, Village

Based on the above data answer the following question

(i) What is the total number of dogs in village B and C?

(ii)What is the total number of dogs in village D and F?

(iii) Kamini said that the number of these dogs in village B and village D together will be more the number of these dogs in the other 4 villages. Is she right? Give reasons for your answer

2. An athlete take 10 bunds of a rectangular park, 50m long and 25 m wide. Find the total distance covered by him.

3. A lid of rectangular box of sides 50 cm by 20 cm is sealed all round with tape. What is the length of the tape used?

4 A farmer has a rectangular field of length and breadth 230 m and 160 m respectively. He wants to fence it with 3 rounds of rope. What is the total length of rope needed

5. Akshi wants to put lace all around a rectangular tablecloth which is 3 m long and 2 m wide. Find the Perimeter.

6. Find the side of the square whose perimeter is 20 m.

7. Find the cost of fencing a square park of side 18 m at the rate of 45 per metre

8. Find the perimeter of an equilateral triangle of side 7 cm.

9. Two sides of a triangle are 29 cm and 13 cm. If the perimeter of the triangle is 57 cm, find the third side

10. Find the perimeter of a regular pentagon of side 3 cm

### Science

#### 1. Science Journal:

Students will maintain a neat handwritten Science Journal during summer vacations;

#### 1. Read: Science Chapter-2 to 3

After reading: Topic name, 3-5 new facts, Science words with meaning, Indian Scientist

2. **Did You Know?** Write two/ three interesting facts every week:

3. **My Science Questions:** Write 2-3 curiosity questions weekly.
4. **Scientist of the Week:** Write short information about one Indian Scientist every week.
5. **Creative Additions:** Drawings, Science quotes, Handmade Borders.
6. **Know Your chapter-** Solve Activity From your Book- 11,16,19,22,36,37,63
7. Read the nutritional information of any packet food write down in Journal  
Paste the picture also (Take idea from pg 52)
8. Learn chapter-2, 3

### Social Science

Learn Lesson 1, 4 & 7

1. Prepare a Flow Chart on “Latitudes and Longitudes”.
2. Write any 5 important uses of Maps and Globes.
3. Prepare a Chart on “Sources of History”.
4. Make an Analysis Table on Types of Maps.

Type of Map — Meaning — Example — Importance

5. Prepare a Mind Map on “India’s Cultural Heritage”.
6. Write Short Notes on:

Globe

Map

Timeline

Manuscripts

Cultural Heritage

7. Prepare a Project on any Famous Historical Monument of India with pictures and information.

8. Arrange the following events in Chronological Order with dates:

Indus Valley Civilization

Mauryan Empire

Gupta Empire

Independence of India

9. Draw and label important Latitudes on a Globe / Earth Diagram.
10. Write any 5 important features of Indian Culture with examples.
11. Prepare 10 MCQs from Lesson 1, 4 & 7 with answers.
12. Prepare a Diagram / Chart on “Indian Cultural Roots”.

### General Knowledge

1. **Know the countries of the world:** Make countries fact file on any two countries.

- |                         |                  |                    |
|-------------------------|------------------|--------------------|
| 1.Capital               | 2. Currency      | 3. National Flag   |
| 4. Fampus Food          | 5. Famous places | 6. Language Spoken |
| 7. One interesting Fact |                  | 8. Country name.   |

2. **Family interaction:** Talk with your grandparents/ elders about:

- |                      |  |
|----------------------|--|
| 1. Their school life | 2. Game they played and Write in your file |
|----------------------|--|

3.**Know your country:** Learn and write or paste picture's: (any 10)

- |                          |                         |
|--------------------------|-------------------------|
| 1.Great Indian Scientist | 2. Sports personalities |
| 3. National Park         | 4. Famous Monuments     |

4. Solve in Book: Multiple intelligence Skills and Pg( 69-70)

5. Learn Chapter-11 to 21

**Sanskrit**

भाग – A

**Written Practice Work (12 Marks)**

निर्देश:

प्रत्येक कार्य 1 अंक का होगा।

सभी कार्य संस्कृत नोटबुक में सुंदर लेखन में करें।

चित्रों एवं रंगों का प्रयोग करें।

1. वर्णमाला लेखन

संस्कृत वर्णमाला लिखिए तथा स्वर एवं व्यंजन अलग-अलग लिखिए। (1 Mark)

2. शब्दार्थ अभ्यास

पाठ – वयं वर्णमालां पठामः से 15 शब्दार्थ लिखिए। (1 Mark)

3. संस्कृत से हिंदी अनुवाद

पाठ – एषः कः? एषा का? एतत् किम्? से 10 वाक्यों का हिंदी में अनुवाद कीजिए। (1 Mark)

4. हिंदी से संस्कृत अनुवाद

निम्न शब्दों का संस्कृत में अनुवाद लिखिए –

बालक, बालिका, पुस्तक, विद्यालय, जल, फल, वृक्ष, गज, सूर्य, चन्द्रः। (1 Mark)

5. धातुरूप अभ्यास

‘पठ्’ धातु के लट् लकार के रूप लिखिए। (1 Mark)

6. शब्दरूप अभ्यास

‘बालक किसी’ शब्द के रूप लिखिए। (1 Mark)

7. चित्र वर्णन

किसी एक चित्र का संस्कृत में 5 वाक्यों में वर्णन कीजिए। (1 Mark)

8. संख्याएँ

1 से 20 तक संस्कृत में गिनती लिखिए। (1 Mark)

9. संस्कृत वार्तालाप

विद्यालय में होने वाले छोटे संवाद संस्कृत में लिखिए। (1 Mark)

10. श्लोक लेखन

कोई दो संस्कृत श्लोक अर्थ सहित लिखिए। (1 Mark)

11. सुंदर लेखन

प्रतिदिन 1 पृष्ठ संस्कृत सुंदर लेखन का अभ्यास कीजिए तथा 5 दिनों का कार्य नोटबुक में दिखाइए। (1 Mark)

12. पाठ अभ्यास

दीपकम/पाठ्यपुस्तिका के किसी एक पाठ का वाचन कर उसका 5 वाक्यों में सार लिखिए। (1 Mark)

भाग – B

Presentation / Activity / Project Work (4 Marks)

गतिविधि कार्य

“संस्कृत हमारी धरोहर”

चार्ट पेपर / A4 शीट पर संस्कृत भाषा का महत्व दर्शाने वाला सुंदर प्रोजेक्ट तैयार कीजिए।

कार्य में शामिल करें:

संस्कृत श्लोक

चित्र सजावट

संस्कृत दिवस / संस्कृत भाषा का महत्व

8-10 सरल संस्कृत वाक्य

(4 Marks)

महत्वपूर्ण निर्देश

गृहकार्य समय पर पूर्ण करें।

कार्य स्वयं करें।

साफ-सुथरी लिखावट एवं अनुशासन का ध्यान रखें।

अवकाश के बाद गृहकार्य की जाँच एवं मूल्यांकन किया जाएगा।

Punjabi

1 Reading practice daily

2 Learn chapter 2 to 4

3 Write 10 page writing

Project work

Write 20 line about Guru Gobind Singh Ji picture past

IT

Use MS word to write algorithm and draw flowchart for the following

\* To find the parameter of rectangle

\* To find the area of square.

Submit in Printout form.

If in case not availability of computer then prepare this work on A3 sheet or chart paper.

\* Learn ch 1, 2 and find out internals

Art

Theme: "Indian Heritage & Creativity"

1. Stencil & Spray Painting: Cut a stencil of a leaf, flower, or butterfly from cardboard. Place it on A4 sheet. Use an old toothbrush + poster colour to spray around it. Remove stencil to see the design. Make 2 designs.

2. Upcycling Project: Make a useful item from waste. Ideas: Magazine holder from cereal box, tote bag from old t-shirt, or planter from plastic bottle. Take 3 photos of steps and paste on A4 with explanation.

4. Calligraphy + Mandala: Write "Unity in Diversity" in decorative calligraphy on A3 sheet. Make a mandala border around it using black pen. Fill mandala with 2-3 colours only.

3. Still Life Pencil Shading: Arrange a water bottle, apple, and book. Draw them on A3 sheet. Do pencil shading to show light and shadow. Focus on 3D effect.

4. Folk Art Mask: Make a Kathakali or Tribal mask using cardboard. Paint with bold colours. Add wool for hair and mirrors/beads for decoration.

#### **Submission Guidelines:**

Put all sheets in a handmade art file. Cover page must have Name, Class 6th, Section, Roll No., Subject: Art.

1. Stencil & Spray Painting: Cut a stencil of a leaf, flower, or butterfly from cardboard. Place it on A4 sheet. Use an old toothbrush + poster colour to spray around it. Remove stencil to see the design. Make 2 designs.

2. Upcycling Project: Make a useful item from waste. Ideas: Magazine holder from cereal box, tote bag from old t-shirt, or planter from plastic bottle. Take 3 photos of steps and paste on A4 with explanation.

4. Calligraphy + Mandala: Write "Unity in Diversity" in decorative calligraphy on A3 sheet. Make a mandala border around it using black pen. Fill mandala with 2-3 colours only.

3. Still Life Pencil Shading: Arrange a water bottle, apple, and book. Draw them on A3 sheet. Do pencil shading to show light and shadow. Focus on 3D effect.

3. Folk Art Mask: Make a Kathakali or Tribal mask using cardboard. Paint with bold colours. Add wool for hair and mirrors/beads for decoration.

Submission Guidelines:

Put all sheets in a handmade art file. Cover page must have Name, Class 6th, Section, Roll No., Subject: Art.

### Reasoning

SECTION A: MULTIPLE CHOICE QUESTIONS (5 × 1 = 5 Marks)

Tick ( ) the correct option.

Q1. Find the next term in the alphabetical series: A, C, E, G,

A) H                      B) I                      C) J                      D) K

Q2. Which number comes next in the sequence? 5, 10, 15, 20,

A) 22                      B) 23                      C) 25                      D) 30

Q3. Find the missing letter in the reverse sequence: Z, Y, X, W,

A) U                      B) V                      C) T                      D) S

Q4. Complete the decreasing number series: 81, 72, 63, 54,

A) 36                      B) 42                      C) 45                      D) 48

Q5. Find the next alpha-numeric term: B4, D6, F8, H10, \_\_\_\_

A) I 11                      B) J12                      C) K13                      D) L14

Q6. A, Z, C, Y, E, X

a) F                      b) N                      c) G                      d) I

Q7. Look at this decreasing series: 100, 95, 85, 70, 50, \_\_\_\_

Q8. Decode the next term in this pattern: A1, C3, E5, G7, \_\_\_\_

Q9. Word Arrangement Puzzle: Arrange the following five words in alphabetical order from first to last. Which word will sit exactly in the middle (3rd position)?

Words: APPLE, AIRPLANE, ARROW, ANIMAL, ANCHOR

Q10. Dual-Sequence Analysis:

Examine the mixed sequence below and determine the missing term. B 2 , C 3 , D 4 , \_\_\_\_